

Chip Wood • Leafy Branches • Straw and even Vegetables with **ohashi** Chippers



ES101GH

FEATURES

- * Maximum power in mobile, compact, light weight body
- * Vegetation management in gardens, orchards, public green space and forests
- * Hydraulically powered automatic infeed rollers
- * Made in Japan - Japanese quality and reliability



Max. diameter

11
cm

Max. output

9
Gross Estimate HP

Weight

390
kg



Only 73cm wide!



Leafy branches OK



No stress micro-computer



Able to load on a light truck or trailer

Wood Chipper ES101GH Basic performance

Max. chipping dia. 11cm

Wood



Leafy branches



ES101GH can chip wood and leafy branches of 11cm max. Leaves are also well processed. Chips are very uniform size and great for garden beds, groundcover, natural pathways, mulching and compost.


Two Stage Process

Chipper knife



Turn logs into chips with the powerful 2 blade rotating chipper knife.

Shredder knives



Increase chipping efficiency
※ 8 pcs / unit

Fan forced Shooter

Dispatch chips into truck or flexi bag



Fan forced shooter dispatches chips fast and directly to a truck or a flexi bag.

Dispatch above or below

Shooter



Change the dispatch angle or direction at your convenience.

Low dispatch unit



When chipping in places where a shooter may cause obstructions, like an orchard, disable the shooter and dispatch chips from below.

Easy Maintenance

Rotor cover



Knife inspection and maintenance.

Knife maintenance



Hopper



Oil inspection and engine maintenance.

Blower cover



Fan blower inspection and maintenance.

Fuel-saving mode


Feed mode switch



Easy switch between "Power mode" and "Eco mode". Small branches are chipped with "Eco mode" and more fuel saving can be achieved.

Easy to load on truck

Loading and unloading



Self-propelled crawler and compact, light weight body enable you to load onto or unload from a truck easily.

Wood Chipper ES101GH Basic performance

Automatic No Stress Control

Hydraulic motor



An automatic hydraulic No Stress control system, communicates with the feed roller ensuring stable and efficient feeding of materials.

Micro computer



Micro-computer between the feed roller and engine reduces engine loading stress and prevents damage.

Safety Design

Feed roller safety bar



Allow users to stop the feed roller in an emergency and if necessary without using their hands.

Brake handle



The brake handle is gripped to transport the vehicle. When released the parking brake will be activated automatically.

Advanced functions

Feed switch




It is easy to take out any clogged materials with the reverse feeding by just turning the feed switch.

Recoil starter



Recoil starter cord also attached. No dead battery issues!

Spacious hopper



The hopper is now more spacious towards the feed roller to reduce branches getting stuck.

Wide hopper



Wide hopper for easy feeding of thick leafy branches.

NEW

Chip Applications

Bedding



Compost



Pathways




Pellets



Mulching



Heat Water



Options

Flat blade <For chipping grass>



Attach flat blade to the feed roller to avoid clogging on sharp edges.

* Grass containing more water, should be discharged via the low dispatch unit because chipped grass might clog up the shooter.

Flexi bag



Easy to collect chips and eliminate mess.

Recommended Options

Adjust the chip size

ES101GHB - Adjust the chip size



Choose the chip size to suit your needs with ES101GHB Flow Controller. Allows you to speed up the infeed to produce larger chips or slow down to produce very small chips for pelletizing, bio-energy and fertilizer. Use in combination with screens.

※ES101GHB is equipped with flow controller and one more screen (5mm or 8mm holed) plus standard screen (70 mm holed).

Flow controller




The processing speed is adjustable by turning the flow controller. Allows you to adjust the chip size.

Screen sizes - For uniform sized chips


70mm holed screen



8mm holed screen



5mm holed screen



To adjust chip size and to produce uniform sized chips just change the screen.

※Different hole sized screens can be made on request.

Chip sizes

70mm holed screen



8mm holed screen



5mm holed screen



Different chip sizes suit different purposes. Choose the hole size of screen based on your needs.

ES101GH Specifications

	Factor	Description		Factor	Description
Total	Product / Model name	Wood Chipper ES101GH	Chipping	Feeding system	Automatic hydraulic No Stress control
	L × W × H (mm)	In use - 2120x730x1540		Drive system	Belt clutch, V belt
		In transport - 1620x730x1670		Max.chipping dia.	110 mm
Power	Weight	390 kg	Drive	Blade	Chipper knife 2pcs / Counter knife 1pc Shredder knife 8pcs
	Engine	Honda GX270		Infeed dimensions	200x123 mm
	Max. output	9.0 HP (Gross Estimate) 8.4 HP / 6.3 kw (Net)		Starting System	Recoil Starter
	Fuel	Unleaded gasoline		Steering type	Side Clutch
	Fuel tank	5.3 L		Drive type	Self-propelled crawler type
	Fuel consumption	2.5 L / h		Speed	F1 : 1.8 km/h R : 2.2 km/h
Output	Output type	Fan forced shooter			
	Height of shooter	1350 mm			
	Output shooter angle	Variable in 270°			

*Specifications are subject to change without notice.



ohashi inc.

401 SAKIMURA CHIYODA KANZAKI
SAGA JAPAN 842-0065
JAPAN TEL +81-952-44-3135
E-MAIL global@ohashi-inc.com
WEB www.ohashi-inc.com